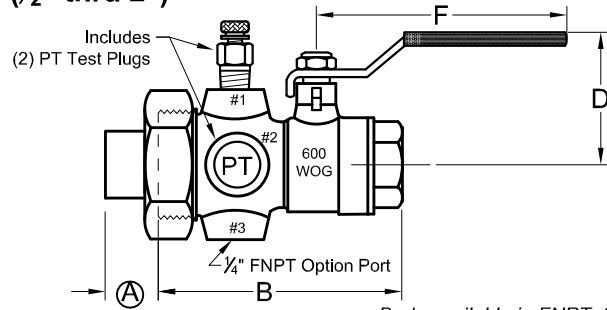
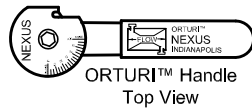


UltraXB Orturi™ Model XB

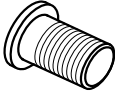


Calibrated Manual Balancing Valve, Modified Venturi,
Ball Valve, Union End, 600 WOG, 325°F
(½" thru 2")



Body available in FNPT, Sweat or Nex-press

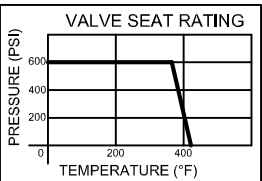
DIMENSIONS [inches]									
SIZE [Inches]	LO	STD	A	B			D	F	WT [lbs] (Full Pieces & Nuts not Included)
				F (NPT)	S (sweat)	P (Nex-press)			
½		✓		2.9	3.1	3.5	1.7	1.9	0.8
¾	✓			2.9	3.2	3.6	1.7	1.9	0.9
¾		✓		3.1	3.3	3.7	1.8	3.1	1.5
1	✓			3.3	3.4	3.6	1.7	1.9	1.0
1		✓		3.3	3.5	3.7	1.8	3.1	1.8
1¼	✓			3.6	3.6	-	1.8	3.1	2.2
1¼		✓		4.1	4.3	-	2.5	4.3	3.5
1½		✓		4.1	4.4	-	2.5	4.3	3.8
2		✓		5.0	5.8	-	3.4	5.5	4.9

FLOW RATE SELECTION GUIDE		
FLOW SELECTOR	SIZE(s)	Cv
1A	½, ¾ LO, 1 LO	0.66
1B	½, ¾ LO, 1 LO	1.32
1C	½, ¾ LO, 1 LO	3.53
1D	½, ¾ LO, 1 LO	0.30
2B	¾ STD, 1 STD, 1¼ LO	1.32
2A	¾ STD, 1 STD, 1¼ LO	2.46
3A	¾ STD, 1 STD, 1¼ LO	3.53
3B	¾ STD, 1 STD, 1¼ LO	7.42
3C	¾ STD, 1 STD, 1¼ LO	16.60
4A	1¼ STD, 1½	16.60
5A	1¼ STD, 1½	29.70
6A	2	51.60
6B	2	29.70

TAIL PIECE OPTION	SIZE	O.A.L.	USE WITH VALVE SIZE
MALE NPT 	TP-075-050M	1.75	½, ¾ LO, 1 LO
	TP-125-050M	1.75	¾ STD, 1 STD, 1¼ LO
	TP-125-075M	1.75	
	TP-125-100M	1.75	
	TP-200-050M	1.69	
	TP-200-075M	1.73	
TP-200-100M	1.85		
TP-200-125M	1.85		
TP-200-150M	1.89		
FEMALE NPT 	TP-250-100M	1.93	2
	TP-250-125M	1.93	
	TP-250-150M	1.97	
	TP-250-200M	2.00	
	TP-125-050F	1.00	¾ STD, 1 STD, 1¼ LO
	TP-125-075F	1.00	
TP-125-100F	1.20		
FEMALE SWEAT 	TP-200-100F	1.61	1¼ STD, 1½
	TP-200-125F	1.57	
	TP-200-150F	1.18	
	TP-250-125F	1.77	
	TP-250-150F	1.97	2
	TP-075-050S	0.59	
	TP-125-050S	0.60	¾ STD, 1 STD, 1¼ LO
	TP-125-075S	0.85	
	TP-125-100S	1.00	
	FEMALE SWEAT	TP-200-075S	1.85
TP-200-100S		1.85	
TP-200-125S		1.85	
TP-200-150S		1.38	
TP-250-125S		1.69	2
TP-250-150S		1.97	
TP-250-200S	1.65		

MATERIALS	
BODY, SHAFT, END PCSFORGED BRASS ASTM B283
HANDLEZINC PLATED / PVC COATED
MEMORY STOP304 STAINLESS STEEL
BALLCHROME PLATED BRASS
BALL SEALSTEFLON
SHAFT SEALSDUAL VITON O-RINGS
UNION SEALSVITON O-RING

DESIGN DATA	
HOT FORGED BRASS	
FULL PORT, O-RING SEALS	
600 WOG, 325°F	
SELECTION OF UNION ENDS	
BLOWOUT-PROOF SHAFTS	
DOUBLE SHAFT SEALS	
¼" FNPT OPTION PORT	
ACCURACY ±3%	



VALVE SEAT RATING

PRESSURE (PSI)

TEMPERATURE (°F)

ACCESSORIES	
Order Code	Part No. Description
<input type="checkbox"/> A AV-025. AUTOMATIC AIR VENT 250°F, 150 PSIG, positive shut-off, ¼" MNPT
<input type="checkbox"/> B BD-025. BLOWDOWN / VENT / DRAIN 325°F, 600 PSIG, ¼" hose bib & cap
<input type="checkbox"/> E ES-1M, ES-2M, ES-3M. EXTENDED HANDLE Stationary housing, for full-height vapor barrier
<input type="checkbox"/> H HT. HANGING TAG with Model No., Location, Flow Rate (Maximum 7 Characters)
<input type="checkbox"/> L SL. SHORT LEVER HANDLE
<input type="checkbox"/> V MV-025. MANUAL AIR VENT 325°F, 400 PSIG, ¼" MNPT, Side Discharge
<input type="checkbox"/> X MV-025L. MANUAL AIR VENT EXTENDED 325°F, 400 PSIG, ¼" MNPT, Side Discharge, 2¼" O.A.L. PTE. PRES / TEMP TEST PLUG EXTENSION 1½" O.A.L.

PROJECT _____

CONTRACTOR _____

PO/JOB NO. _____

ENGINEER _____

REPRESENTATIVE _____

DATE _____

For part numbers and ordering information please consult the "Ordering Guide" section in Nexus Catalog.