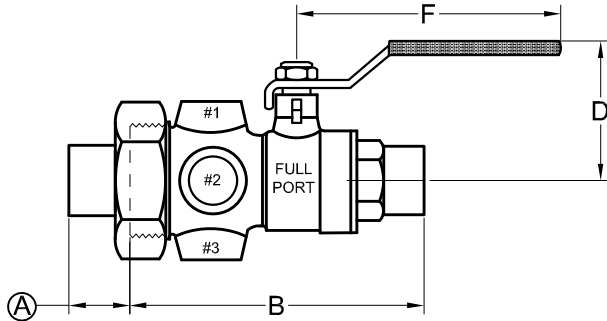


# UltraX™ Model UX

Full Port Ball Valve, Union End, 600 WOG, 325°F  
(½" thru 2")



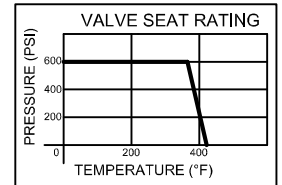
Body available in  
FNPT, Sweat or Nex-press

### MATERIALS




BODY, SHAFT, END PCS	.....FORGED BRASS ASTM B283
HANDLE & NUT	.....ZINC PLATED / PVC COATED
BALL	.....CHROME PLATED BRASS
BALL SEALS	.....TEFLON
SHAFT SEALS	.....DUAL VITON O-RINGS
UNION SEALS	.....VITON O-RING

### DESIGN DATA

HOT FORGED BRASS  
FULL PORT, O-RING SEALS  
600 WOG, 325°F  
SELECTION OF UNION ENDS  
BLOWOUT-PROOF SHAFTS  
DOUBLE SHAFT SEALS  
½" FNPT OPTION PORTS (3 EACH)












SIZE [inches]	LO	STD	B			D	F	BALL I.D.	Cv	WT [lbs] (Tail Pieces & Nuts not Included)
			F (NPT)	S (sweat)	P (Nex-press)					
½		✓	2.9	3.1	3.5	1.7	1.9	0.6	21	0.6
¾	✓		2.9	3.2	3.6	1.7	1.9	0.6	21	0.8
¾		✓	3.1	3.3	3.7	1.8	3.1	0.8	42	1.0
1	✓		3.3	3.4	3.6	1.7	1.9	0.6	21	1.5
1		✓	3.3	3.5	3.7	1.8	3.1	0.8	42	1.9
1¼	✓		3.6	3.6	-	1.8	3.1	0.8	42	2.5
1¼		✓	4.1	4.3	-	2.5	4.3	1.3	132	3.2
1½		✓	4.1	4.4	-	2.5	4.3	1.3	132	3.3
2		✓	5.0	5.8	-	3.4	5.5	1.9	345	4.2

TAIL PIECE OPTION	Nexus P/N	O.A.L. [Inches]	USE WITH VALVE SIZE		
MALE NPT 	TP-075-050M	1.75	½, ¾ LO, 1 LO		
	TP-125-050M	1.75	¾ STD, 1 STD, 1¼ LO		
	TP-125-075M	1.75			
	TP-125-100M	1.75			
	FEMALE NPT 	TP-200-050M	1.69	1¼ STD, 1½	
		TP-200-075M	1.73		
		TP-200-100M	1.85		
		TP-200-125M	1.85		
		TP-200-150M	1.89		
		TP-250-100M	1.93		2
TP-250-125M		1.93			
FEMALE SWEAT 		TP-125-050F	1.00	¾ STD, 1 STD, 1¼ LO	
	TP-125-075F	1.00			
	TP-125-100F	1.20			
	FEMALE SWEAT	TP-200-100F	1.61	1¼ STD, 1½	
		TP-200-125F	1.57		
		TP-200-150F	1.18		
		TP-250-125F	1.77		2
		TP-250-150F	1.97		
		FEMALE SWEAT	TP-075-050S	0.59	½, ¾ LO, 1 LO
			TP-125-050S	0.60	¾ STD, 1 STD, 1¼ LO
TP-125-075S	0.85				
TP-125-100S	1.00				
FEMALE SWEAT	TP-200-075S		1.85	1¼ STD, 1½	
	TP-200-100S		1.85		
	TP-200-125S		1.85		
	TP-200-150S		1.38		
	TP-250-125S	1.69	2		
TP-250-150S	1.97				
TP-250-200S	1.65				

For part numbers and ordering information please consult the "Ordering Guide" section in Nexus Catalog.

### ACCESSORIES

	Order Code	Part No.	Description
	<input type="checkbox"/> A	.... AV-025.	AUTOMATIC AIR VENT 250°F, 150 PSIG, positive shut-off, ½" MNPT
	<input type="checkbox"/> B	.... BD-025.	BLOWDOWN / VENT / DRAIN 325°F, 600 PSIG, ¾" hose bib & cap
	<input type="checkbox"/> C	.... CV-1, CV-2.	CHECK VALVE CV-1 for ½", ¾" LO & 1" LO, CV-2 for ¾" STD, 1" STD & 1¼" LO; Center Guided, non-slam check
	<input type="checkbox"/> E	.... ES-1, ES-2, ES-3.	EXTENDED HANDLE Stationary housing, for full-height vapor barrier
	<input type="checkbox"/> L	.... SL.	SHORT LEVER HANDLE
	<input type="checkbox"/> M	.... MS-1, MS-3.	MEMORY STOP 304 stainless steel
	<input type="checkbox"/> P	.... PT-025.	PRES / TEMP TEST PLUG 325°F, 1000 PSIG, ½" MNPT
	<input type="checkbox"/> V	.... MV-025.	MANUAL AIR VENT 325°F, 400 PSIG, ½" MNPT, Side Discharge
	<input type="checkbox"/> X	.... MV-025L.	MANUAL AIR VENT EXTENDED 325°F, 400 PSIG, ½" MNPT, Side Discharge, 2¼" O.A.L.
		.... PTE.	PRES / TEMP TEST PLUG EXTENSION 1½" O.A.L.

PROJECT \_\_\_\_\_

CONTRACTOR \_\_\_\_\_

PO/JOB NO. \_\_\_\_\_

ENGINEER \_\_\_\_\_

REPRESENTATIVE \_\_\_\_\_

DATE \_\_\_\_\_