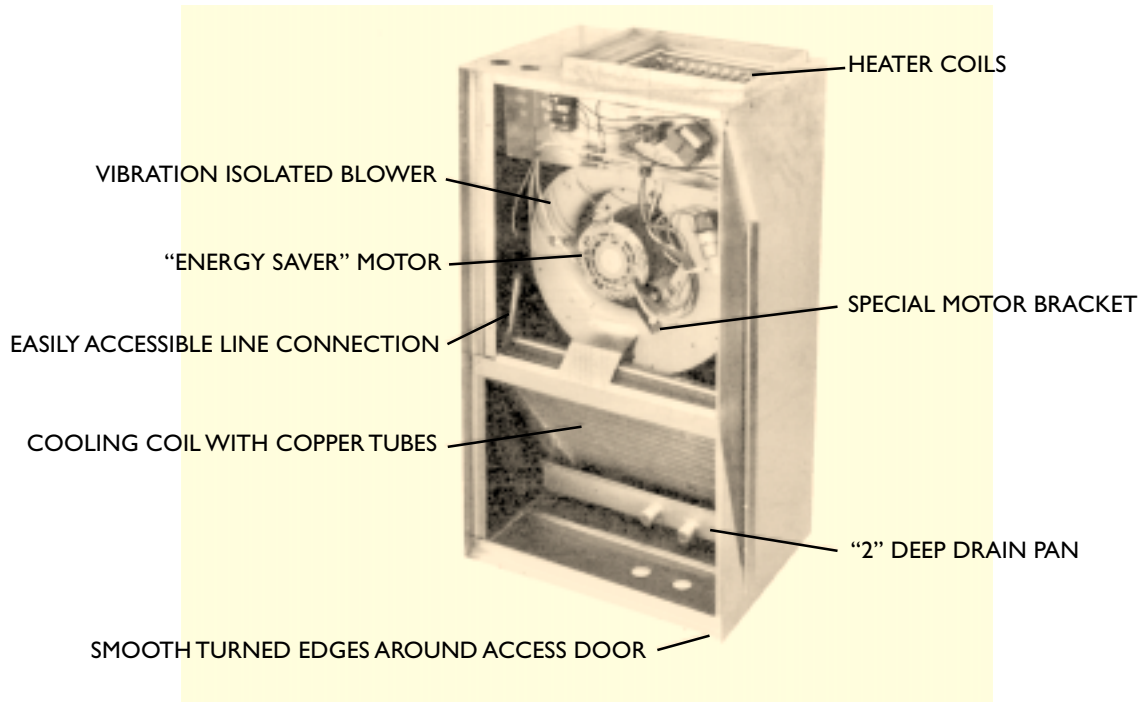


### VERTICAL RECESSED FAN COIL UNITS



**GENERAL CONSTRUCTION.** All metal parts are fabricated from heavy galvanized steel for long life and durability. All interior surfaces are fully insulated with material to comply with NFPA 90A and 90B.

**FRONT COVER (Optional).** Return air filter grill/wall panel, louvered only at the bottom, provides quick, easy access. Built-in filter track accepts standard throwaway filter. The cover overlaps the edges of the wall opening to act as a trim panel, so that no finishing of the wall opening is required.

**DRAIN PAN.** All corners and fitting connections, primary and secondary, are brazed.

**CONTROLS.** All electrical components, 24 volt 40VA transformer and relays, are installed and wired at the factory.

**COIL CONSTRUCTION.** Copper tubes mechanically bonded to aluminum plate fins.

**FANS.** Double inlet, forward curved, steel wheels are mounted directly on the motor shaft. Balanced for quiet, vibration free operation.

**MOTOR.** Thermal overload protector is built-in. Large oil reservoirs assure long bearing life and minimum maintenance. Runs quietly in resilient rubber mounts. High efficiency models for reduced operating costs.

**DRAIN ACCESS.** Easy and simple drain access. No field installed access panels or door are required.

**FACTORY TESTING.** Each unit is given both a dielectric test and a run test before shipment.

**ETL LISTING.** Units meet or exceed nationally recognized standards for safety and dependability.

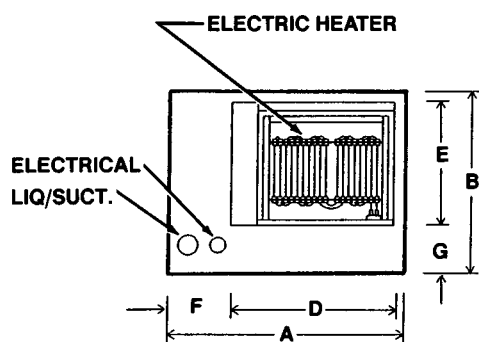
**PUMP PACKAGE.** Pump (115/1) package available as an accessory item for external field mounting or internal factory mounting as pictured above. See List Prices for all unit options.



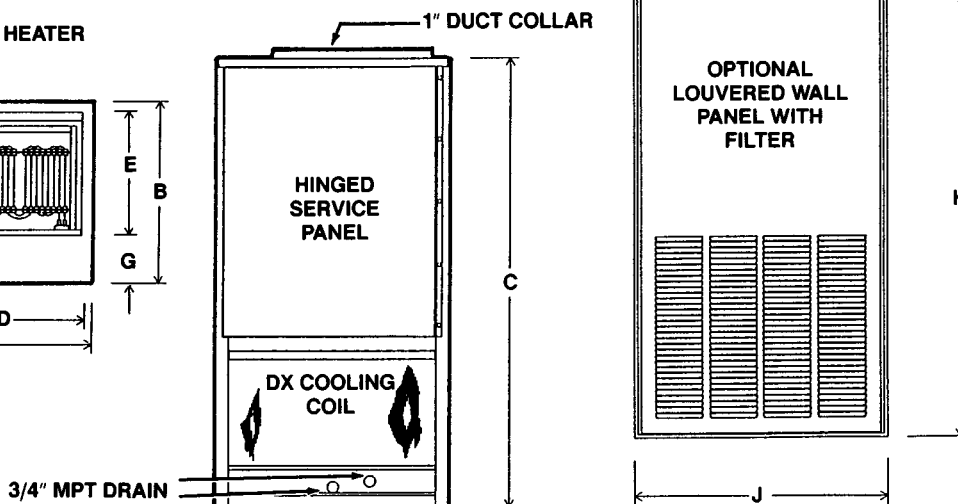
**MAGIC AIRE KVX/KVP SERIES FAN COILS ARE ETL LISTED IN ACCORDANCE WITH UL 1995 AND ARE ASSEMBLED TO ORDER FOR COMPETITIVE DELIVERY.**

PHYSICAL DIMENSIONS											COIL CONN.	
MODEL	A	B	C	D	E	F	G	H	J	FILTER SIZE	LIQ.	SUCT.
018/24/30 KVX	20-1/2	15	36-3/8	14	10	5-3/8	4-5/8	40-7/8	21-1/4	20" x 14" x 1"	3/8	5/8
036 KVX	24-1/2	20	36-3/8	14	11	4-7/8	7-7/8	40-7/8	25-1/4	25" x 20" x 1"	3/8	3/4

### TOP VIEW



### FRONT VIEW



	UNIT MODEL	MOTOR			CFM VS. STATIC PRESSURE							
		FAN	SPEED	VOLTS	0.05	0.10	0.15	0.20	0.25	0.30	0.4	0.5
BLOWER DATA	018-KVX	HIGH	(COOL)	240	807	792	759	751	747	742	738	730
		LOW	(HEAT)	240	771	763	751	742	730	712	703	690
	024-KVX	HIGH	(COOL)	240	853	833	811	807	803	799	792	784
		LOW	(HEAT)	240	839	820	798	794	790	786	779	771
	030-KVX	HIGH	(COOL)	240	1043	1024	994	965	939	907	879	829
		LOW	(HEAT)	240	903	878	857	835	807	788	763	712
036-KVX	HIGH	(COOL)	240	1260	1229	1191	1152	1129	1100	1064	1001	
	LOW	(HEAT)	240	1076	1033	988	954	906	884	838	757	

PERFORMANCE DATA	MODEL	NOM. CFM	COOL BTUH 80/67 R-22 45 SST	HEATING CAPACITY				TOTAL AMPS		MIN. CIR. AMPACITY		MAX. FUSE (AMPS)	WIRE SIZE AWG
				KW		BTUH		240V	208V	240V	208V	240V	
				240V	208V	240V	208V						
018-KVX-3	-5	600	18,000	3	2.25	10,200	7,600	12.5	10.8	17.3	15.1	20	12
				5	3.75	17,000	12,800	20.8	18.0	27.6	24.1	30	10
				6	4.50	20,500	15,300	25.0	21.6	32.3	28.6	35	8
024-KVX-5	-6	800	24,000	5	3.75	17,000	12,800	20.8	18.0	28.5	25.0	30	10
				6	4.50	20,500	15,300	25.0	21.6	33.8	29.5	35	8
				8	6.00	27,300	20,400	32.3	28.8	44.1	38.5	45	6
030-KVX-5	-6	1000	30,000	5	3.75	17,000	12,800	20.8	18.0	28.5	25.0	30	10
				6	4.50	20,500	15,300	25.0	21.6	33.8	29.5	35	8
				8	6.00	27,300	20,400	32.3	28.8	44.1	38.5	45	6
				10	7.50	34,100	25,600	41.7	36.1	54.6	47.6	60	6
036-KVX-5	-6	1200	36,000	5	3.75	17,000	12,800	23.4	19.1	30.0	24.0	30	10
				6	4.50	20,000	15,300	27.5	22.7	35.0	29.0	35	8
				8	6.00	27,300	20,400	35.9	29.9	45.0	38.0	45	6
				10	7.50	34,100	25,600	44.2	37.1	56.0	47.0	60	6