



# INSTALLATION INSTRUCTIONS MODULATING UBREP ECONOMIZER W/ RELIEF 010-225001-024 / 010-225001-048

Economizers are used with 2-5 ton units for automatic sensor-controlled introduction of outdoor air into the system through an electro-mechanically controlled damper.

Part#	Unit Model
010-225001-024	24/36 UBREP-C
010-225001-048	48/60 UBREP-C

### Step 1:

Check for correct number of parts. See list below.

1 ea. - Economizer Assembly

1 ea. - Bag Hardware

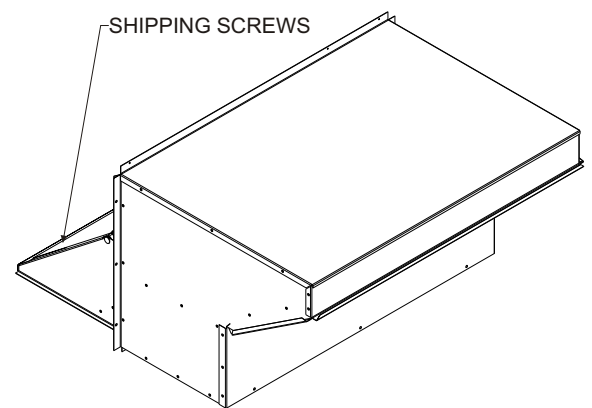


Figure 1

### Note:

Shipping screws must be removed from each corner of the blade prior to installation.

### Step 2:

Disconnect all power to unit.

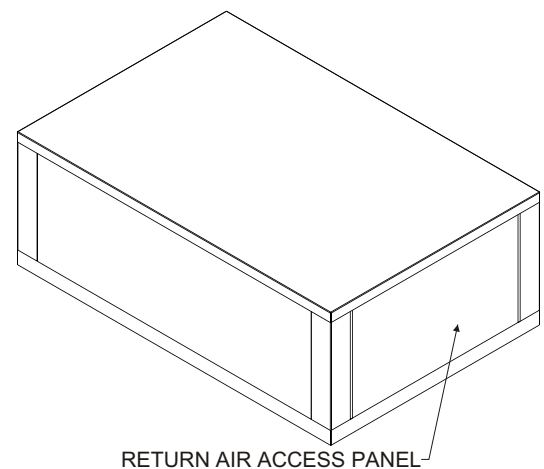


Figure 2

### Step 3:

Remove return air access panel from unit and rear access panel(s) if applicable as shown in **Figure 2**.

### Step 4:

Slide Economizer assembly into unit over return opening, but **DO NOT** insert completely into unit. See **Figure 3**. Connect low and high voltage wiring to the terminal block and transformer per wiring diagram.

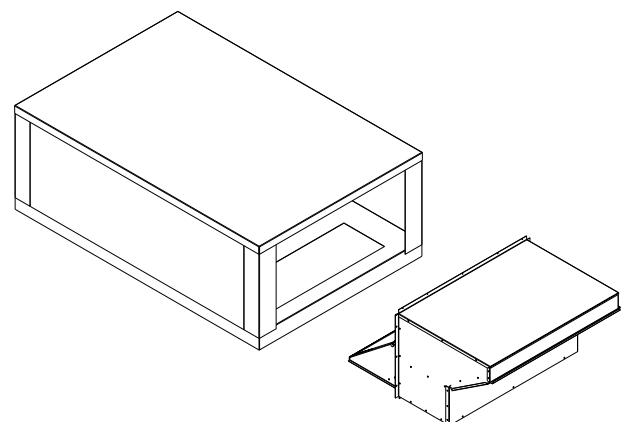


Figure 3

### Step 5:

Relocate mixed air sensor (See Figure 5) to near the blower inlet.

### Step 6:

Slide economizer assembly fully into unit and secure with the supplied #10 - 16 x 1/2 screws. See Figure 4.

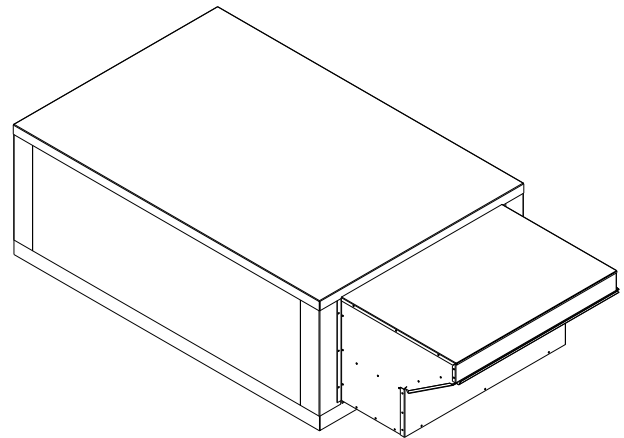
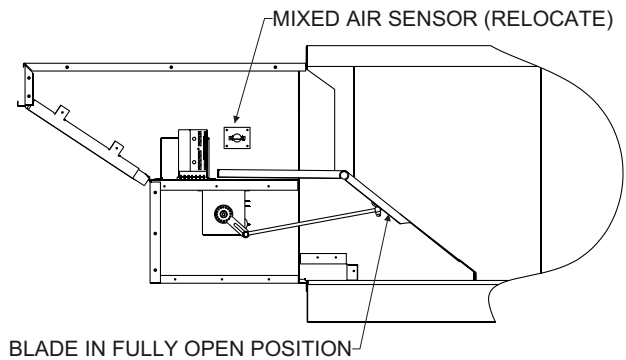


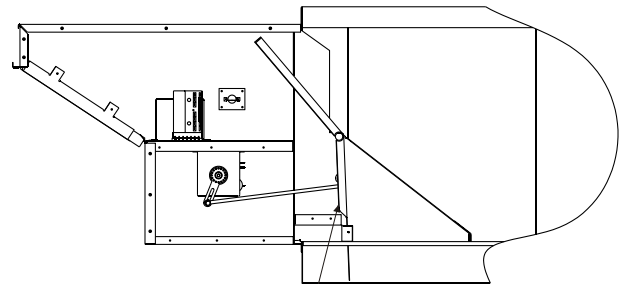
Figure 4

### Note:

Ensure proper clearance in the return duct for full damper blade movement. See Figure 5.



BLADE IN FULLY OPEN POSITION



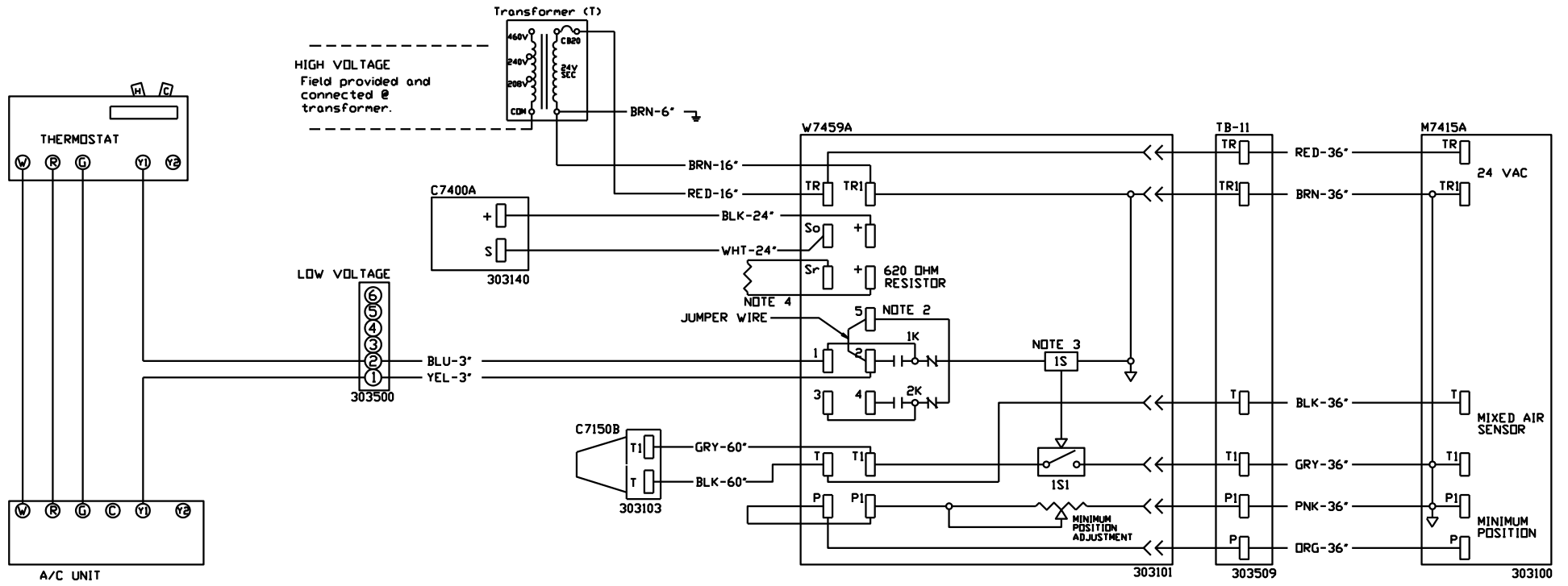
BLADE IN FULLY CLOSED POSITION

Side View w/ Blade Positions - Figure 5

### Step 7:

Replace all panels and restore power to the unit.

HARNESS DETAIL	COMPONENT CODE	WIRE COLOR CODE	Revision	Change	Date
			A	Added Ground Wire	10-10-05



- Notes:
1. Unit wiring shown as reference only. Check unit wiring for actual unit wiring.
  2. Relays 1K and 2K actuate when the Outdoor Air Enthalpy is higher than the Return Air Enthalpy.
  3. IS is an electronic switch which closes when powered by a 24 VAC input.
  4. Factory installed resistor should be removed only if C7400 differential enthalpy sensor is added.

**Modulating Economizer w/ Relief  
for 024-060 UBREP-C Magic Air Unit**

Magic Aire 501 Galveston Street Wichita Falls, TX 76301 Phone (940) 397-2100 Fax (940) 397-2166	Date: October 10, 2005 Supersedes: 07-12-05 Drawn by: Unit # 010-225001-*** Diagram# 42401W
---	---